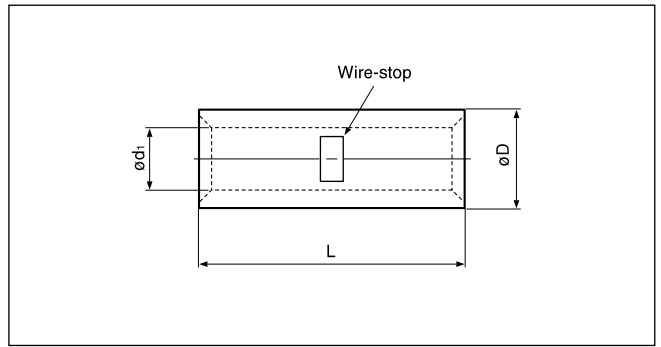
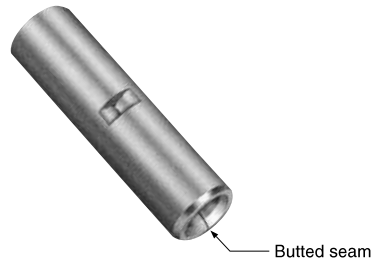


Solderless splices

BUTT

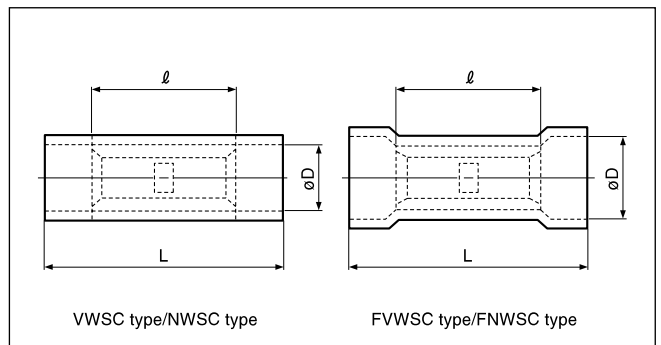



Non-insulated

Certificate No.: E42024 LR20812

Applicable Wire AWG#(mm ²)	Part No.	Standard	Dimensions mm (in.)			Tool No.					Qty/box	
			L	ø D	ø d ₁	YHT-2210	YA-1	YA-2	YA-4	BCT-0514		
22 to 16 (0.25 to 1.65)	WSC-1.25		15.0 (.591)	3.3 (.130)	1.7 (.067)	0	0	0	0	0	1,000	
16 to 14 (1.04 to 2.63)	WSC-2		15.0 (.591)	4.0 (.157)	2.3 (.091)	0	0	0	0	0		
12 to 10 (2.63 to 6.64)	WSC-5.5		15.0 (.591)	5.5 (.217)	3.4 (.134)	0	0	0	0	0		

Note: 1) These products have a butted seam.
 2) Delivery lead times may vary depending on the product. Contact JST for details.



Vinyl or nylon insulated

Certificate No.: E42024 LR20812

Applicable Wire AWG#(mm ²)	Part No.		Standard	Dimensions mm (in.)			Color	Tool No.					Qty/box		
	Vinyl	Nylon		L	ℓ	ø D		YNT-2216	YNT-1614	YNT-1210S	YA-1	YA-2	YA-4	BCT-0514	Vinyl
22 to 16 *(0.25 to 1.65)	VWSC-1.25	NWSC-1.25		22.7 (.894)	15.0 (.591)	3.2 (.126)	0			0	0	0	0	1,000	500
	FVWSC-1.25	FNWSC-1.25				4.0 (.157)									
16 to 14 (1.04 to 2.63)	VWSC-2	NWSC-2		22.7 (.894)	15.0 (.591)	3.9 (.154)	0		0	0	0	0	1,000	500	
	FVWSC-2	FNWSC-2				4.5 (.177)									500
12 to 10 (2.63 to 6.64)	VWSC-5.5	NWSC-5.5		26.7(1.051)	15.0 (.591)	5.4 (.213)	0		0	0	0	0	500	500	
	FVWSC-5.5	FNWSC-5.5				6.8 (.268)									250

Note: 1) These products have a butted seam.
 2) *The crimping will be more secure if the total cross-sectional area of the wire is at least 0.5 mm².
 Examples: If the cross-sectional area of the wire is 0.3mm², fold the wire in two when crimping the terminal.
 If the cross-sectional area of the wire is 0.5mm², crimp the terminal onto the wire as it is.
 3) Delivery lead times may vary depending on the product. Contact JST for details.